



PILLOWCASES

Standard pillowcases are 20" x 26"

For the standard pillow case we have used:


- (2) 20.5" squares of 1500-40
- (2) 2.5" x 20.5" strips of 1507-30
- (2) 4.5" x 20.5" strips of 1501-15.



Standard Travel Pillowcases are 12" x 16".

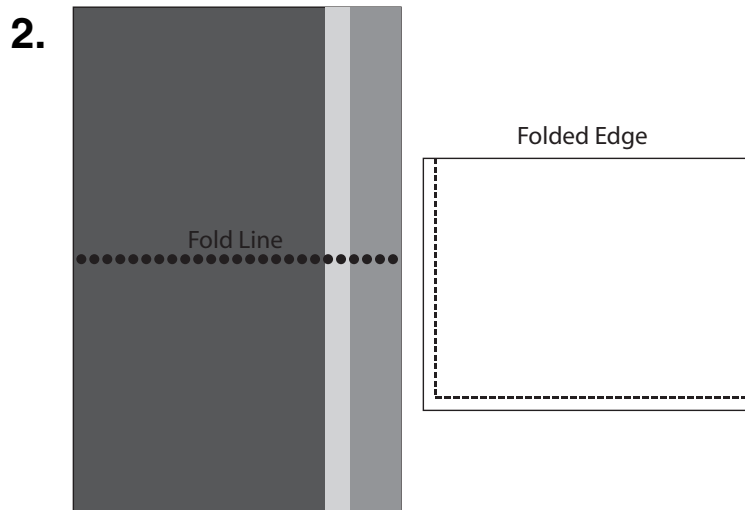
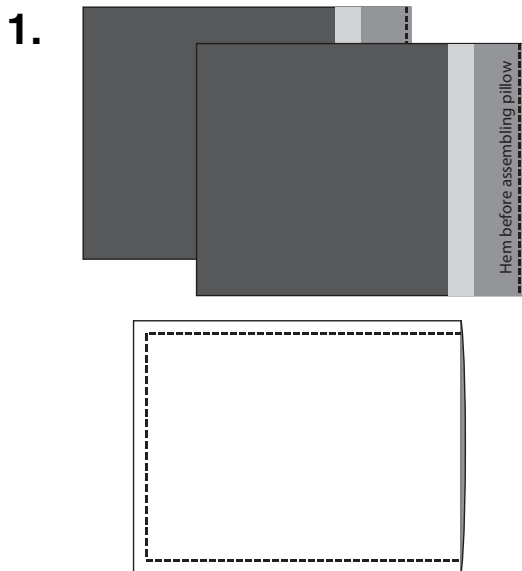
For the travel pillow case we have used:

- (2) 10.5" x 12.5" squares of 1500-30
- (2) 2.5" x 10.5" strips of 1505-40
- (2) 4.5" x 10.5" strips of 1502-12.



There are two ways you can put together your pillow case.

Whichever method you choose it is important to hem a 1/4" seam on the side that will be the open end of your pillowcase BEFORE you stitch the remaining sides together.



1. Make two of the panels shown, place right sides together and stitch three sides using a 1/4" seam allowance. Or you can make 2 different panels so that each side of your pillowcase is different.

2. The other option is to sew together a 40.5" x 20.5" piece to a 2.5" x 40.5" strip and then sew this to a 4.5" x 40.5" strip. Now you can fold this in half with right sides together and you will only have to stitch two sides, leaving one short end open.