

# Serger Stitches

2.220

Page 1



## SEW-lutions Guidelines

Your Guide  
to  
Successful  
Sewing

© 2008 Sewing & Craft Alliance  
Permission is granted to  
educators and retailers to  
reproduce these publications  
as-is as a handout for  
educational purposes only.  
They may not be altered,  
changed or added to in any  
manner. No commercial or other  
use, distribution, or  
reproduction is permitted.

Get free projects and  
more SEW-lutions  
Guidelines at  
[www.sewing.org](http://www.sewing.org)



Sergers, originally used in industrial sewing venues, are a boon to home sewers. Different from a conventional sewing machine that forms a stitch with a bobbin and top thread, a serger works with loopers and needle threads that form an overlocking stitch.

When selecting a serger, keep in mind that as the number of threads and loopers increase, so does the price of the machine. So, choose the configuration that best fits your needs.

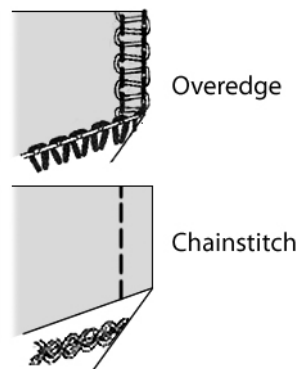
### Two-Thread Serger Stitches

Two-thread stitches are flatter and lighter weight than three- or more thread stitches and they have the greatest stretch. They're best suited to lightweight, sheer and knit fabrics.

- **Overedge:** edge-finishing only
- **Flatlock:** seaming knits or to use decoratively on woven fabrics
- **Rolled Hem:** finish single fabric layers
- **Chainstitch:** a stable stitch that appears as a standard straight stitch on the right side and a decorative chain on the underside. This can be used decoratively, or as a construction stitch.

Note: If the chain is pulled, the seamline will pull out.

#### 2-Thread



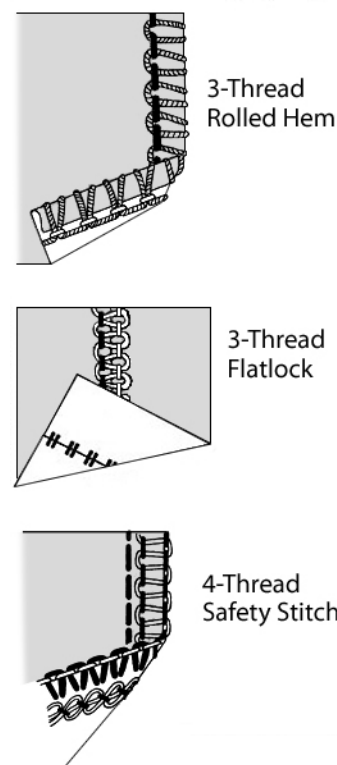
### Three-Thread Serger Stitches/ Four-Thread Serger Stitches

Three-thread stitches use one needle and two loopers and are the most popular option for seam finishing. These are good for medium- to heavyweight fabrics. Depending on whether the needle is in the right or left-hand needle position, the stitch width can be wide or narrow.

On four-thread sergers, two needles and two loopers create more secure stitches for seaming/finishing. The stitches perform the same functions as three-threads, only with extra durability.

- **Overlock:** seaming and finishing, especially on knits
- **Flatlock:** decorative stitch for medium- to heavyweight fabrics; also used for seaming
- **Rolled Hem:** decorative edge finish on medium- to heavyweight fabrics
- **Coverstitch:** decorative topstitch formed with the cutting blades disengaged. The four-thread stitch looks like two rows of topstitching on the right side and a decorative stitch on the underside.

#### 3/4 Thread



# Serger Stitches

2.220

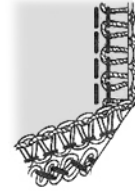
Page 2

## Five-Thread Serger Stitches

These secure stitches are a combination of three-thread overlock and two-thread chainstitching. They're suitable for seaming knits and wovens, as well as edge finishing medium- to heavyweight fabrics.

- **Overlock:** finishing and seaming knits and wovens
- **Safety Stitch:** very secure stitch combining a three-thread overlock and two-thread chainstitch for seaming wovens
- **Coverstitch:** three parallel rows of topstitching on the right side; decorative stitching on the underside

### 5-Thread



Safety  
Stitch

## Five-plus Serger Stitches

Newer sergers offer up to 10 threads, combining stitch configurations from two-, three- and four-thread models. 🖨️

For more information, see SEW-lutions Guideline 2.150  
What to Look for in a Serger.